


Project:
Team:
Version & Date:

LEAN START-UP MVP CANVAS






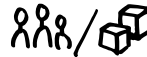






Lewrick, M.
Design Thinking for Business Growth
978-1-1198-1515-0
www.business-ecosystem-design.com



Quick guide: A *Minium Viable Product (MVP)* is a tool for developing a product, service or business model. The goal is to find out as quickly as possible (and with little effort) in an iterative process whether the solution satisfies the user needs in a meaningful way. Use the MVP template to define and plan the MVP and summarize the results of the test.

More tips & tricks for this template on book page: 210

<h2>1 Initial Situation</h2> <h3>Persona</h3> 	<h2>2 Plan</h2> <h3>Vision and Roadmap</h3> 	<h2>3 Results</h2> <h3>Conclusion / Next Steps</h3> 
<h3>Top 3 problems and challenges</h3> 	<h3>Top 3 Features</h3>  <div style="border-left: 1px dashed black; padding-left: 10px;"> <h3>MVP</h3> <p><i>How does the MVP contribute to the vision?</i></p>  </div>	<h3>Learn</h3> <p><i>What do we want to learn in the next step?</i></p>  <hr/> <p><i>What have we learned?</i></p>
<h3>Customer Journey and Applications</h3> 	<h3>Build</h3> <p><i>How can these features be built?</i></p> 	<h3>Measure</h3> <p><i>How can we measure the results and validate our assumptions?</i></p> 
<h3>Costs & Shedule</h3> 